

ENERGY PROCUREMENT REPORT

The information provided in this market report is general market commentary provided solely for educational and informational purposes. The information was obtained from sources believed to be reliable, but we do not guarantee its accuracy. No statement within the report should be construed as a recommendation, solicitation or offer to buy or sell any futures or options on futures or to otherwise provide investment advice. Any use of the information provided in this report is at your own risk. www.hedgesolutions.com

What's driving your energy prices?

Bullish Factors

- Russia has extended its gasoline export ban and introduced partial diesel export limits through the end of the year
- The EU is considering imposing new sanctions on Russia
- The European Parliament is pushing to accelerate the phase-out of Russian oil and gas imports, targeting a ban on oil in 2026 and gas by 2027 under amendments to the RePowerEU regulation
- A fire at Chevron's 285kb/d refinery in Los Angeles County on Saturday forced the facility to operate at reduced rates
- Global stock markets remain strong

Bearish Factors

- OPEC+ decided to raise production by another 137kb/d in November, although this was below expectations
- Iraq has resumed crude oil exports through the northern Kirkuk-Ceyhan pipeline, with around 230kb/d expected to be added to global markets
- The US government shutdown continues

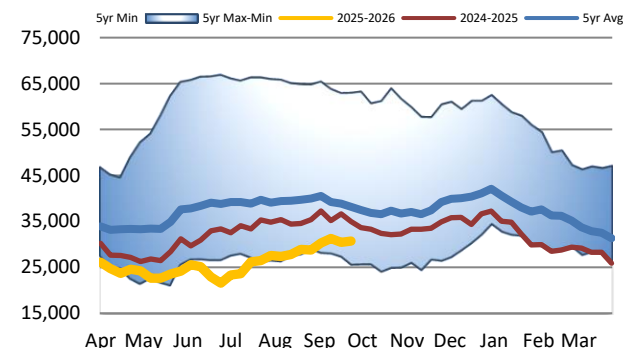
Did you know?

10.09.2025 Issue 296

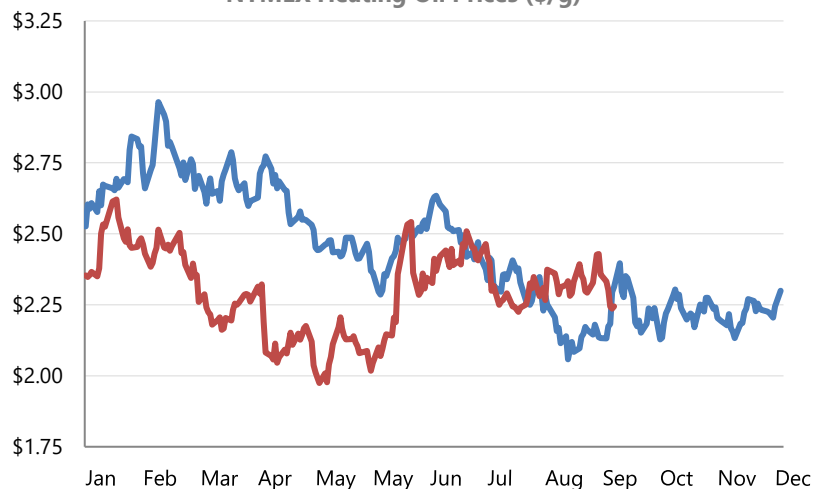
US East Coast Distillate Inventories

East Coast (PADD 1) distillate inventories have recovered somewhat in recent weeks but remain significantly below normal levels. As of September 26, inventories stood at 30.71 million barrels, which is 12.2% lower than last year and 19.6% below the five-year average. Inventories typically decline through early November due to seasonally reduced refining activity and falling temperatures. Given the current low stockpiles, the risk of a basis blowout this winter is elevated, all else equal.

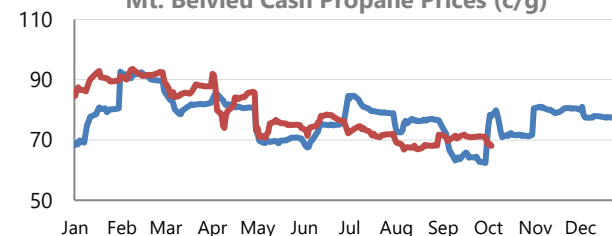
East Coast (PADD 1) Distillate Stocks (kb)



NYMEX Heating Oil Prices (\$/g)



Mt. Belvieu Cash Propane Prices (c/g)



WTI Crude Oil Prices (\$/bbl)

